

BALANCE SHEET AS AT MARCH 31, 2018

(for FOREIGN CONTRIBUTION only)

	Schedule	Current year	Previous year
		<i>Amount in Rs.</i>	
Source of Funds:			
Corpus Funds	I	2,34,69,838	1,39,49,800
General Reserve Fund		10,05,53,468	8,44,15,593
Un-utilized Restricted Funds	II	1,61,19,804	1,89,88,800
Total		14,01,43,110	11,73,54,193
Application of Funds:			
Fixed Assets (including Capital Work-in-Progress)	III	9,12,93,668	6,55,78,227
Net Current Assets	IV	4,88,49,442	5,17,75,966
Total		14,01,43,110	11,73,54,193

The Schedules referred to above form an integral part of the Balance Sheet

As per our Report of even date attached

for GUPTA & GUPTA
Chartered Accountants
(Firm Regn. No. 000681N)



(Niraj Gupta)
Partner
M. No. 016599

for **UDAYAN CARE**

(Dr. Kiran Modi)
Managing Trustee

(G.P Todi)
Trustee



Place: New Delhi

Dated : December 26, 2018

INCOME & EXPENDITURE ACCOUNT For The Year Ended on March 31, 2018
(for FOREIGN CONTRIBUTION only)

Particulars	Sch	2018	2017
		Amount in Rs.	
<u>INCOME</u>			
Corpus Donation	I	95,20,038	70,12,554
Donation Received		2,52,660	6,66,569
Grant Received	II	6,68,88,327	4,76,53,579
Interest received		32,53,260	41,97,598
Other Income		1,12,024	74,047
Total		8,00,26,308	5,96,04,348
<u>EXPENDITURE</u>			
Direct Programme	V	5,19,84,367	3,60,61,071
Programme Management	VI	10,18,647	10,43,770
Administration	VII	22,74,013	19,35,143
Depreciation	III	19,60,364	22,13,313
Income over Expenditure c/d...		2,27,88,917	1,83,51,050
Total		8,00,26,308	5,96,04,348
Income over Expenditure Transferred to :			
Corpus Fund	I	95,20,038	70,12,554
Un-Utilized Restricted Funds	II	(28,68,996)	(1,08,03,142)
General Reserve Fund		1,61,37,875	2,21,41,638
Total		2,27,88,917	1,83,51,050

The Schedules referred to above form an integral part of the Balance Sheet

As per our Report of even date
attached

for GUPTA & GUPTA
Chartered Accountants

(Firm Regn. No. 000681N)





(Niraj Gupta)
Partner

for **UDAYAN CARE**


(Dr. Kiran Modi)
Managing Trustee


(G.P. Todi)
Trustee

Place: New Delhi
Date: December 26, 2018



Schedules Forming Part of The Balance Sheet for the year ended on 31 March, 2018
(for FOREIGN CONTRIBUTION only)

Sch. I : CORPUS FUND

Amount in Rs.

Sl. No.	Corpus Fund	Opening Balance as on 01-04-2017	Addition during the year	Closing balance as on 31-03-2018
1	Fund (General)	2,72,725	63,321	3,36,046
2	Udayan Ghar Programme	1,50,200	-	1,50,200
3	Udayan Shalini Fellowship - General	65,19,321	-	65,19,321
4	Skill Development Centre	70,07,554	94,56,717	1,64,64,271
TOTAL		1,39,49,800	95,20,038	2,34,69,838

Schedule II : RESTRICTED FUND UTILIZATION & LIABILITY

Sl. No.	Particulars	Opening Balance	Receipts During The Year	Utilized During The Year	Current year Fund Deficit/ Surplus	Closing Balance
1	Capital Enhancement	25,44,971	1,35,49,910	1,45,33,405	(9,83,495)	15,61,476
2	Udayan Ghar Programme	14,83,257	2,76,26,421	2,81,13,763	(4,87,342)	9,95,915
3	Udayan Shalini Fellowship	1,34,55,521	2,09,90,188	2,29,92,261	(20,02,073)	1,14,53,448
4	IT & VT Centres	2,74,771	25,01,903	18,79,978	6,21,925	8,96,696
5	Skill Developmen Centres	-	10,68,554	8,85,031	1,83,523	1,83,523
6	Advocacy & Capacity Building	2,97,947	11,51,351	8,52,105	2,99,246	5,97,193
7	Other Programmes	9,32,332		5,00,780	(5,00,780)	4,31,552
TOTAL		1,89,88,799	6,68,88,327	6,97,57,323	(28,68,996)	1,61,19,803



Sch. III : FIXED ASSETS AS ON MARCH 31, 2018
(for FOREIGN CONTRIBUTION only)

Sl. No.	Description of Assets	Opening Balance as on 01-04-2017	During the year		Total	Depreciation	Closing Balance as on 31-03-2018
			Additions & Transfers	Deletions & Transfers			
1	Air Conditioners & Coolers	64,179	13,000	-	77,179	7,430	69,749
2	Land & Buildings	4,58,58,265	1,63,80,645	-	6,22,38,910	11,49,413	6,10,89,497
3	Lease Hold Land	-	2,27,50,000	-	2,27,50,000	-	2,27,50,000
4	Computers	6,62,987	10,69,695	-	17,32,682	4,37,871	12,94,811
5	CCTV	19,562	1,52,057	-	1,71,619	2,855	1,68,764
6	Television	-	83,300	-	83,300	2,209	81,091
7	Digital Camera/Camera	60,638	-	-	60,638	6,064	54,574
8	Educational Tools	19,932	2,520	-	22,452	2,049	20,403
9	Electrical Fittings	24,364	15,700	-	40,064	3,813	36,251
10	Electronics & Electrical Equipment	1,73,633	73,334	-	2,46,967	19,733	2,27,234
11	Entertainment Equipments	479	-	-	479	48	431
12	ERP Software Development	-	16,22,634	-	16,22,634	-	16,22,634
13	Fan & Exhaust	7,784	17,785	-	25,569	2,089	23,480
14	Fire Extenguisers	1,183	31,424	-	32,607	2,034	30,573
15	Furniture & Fixtures	10,21,197	11,59,618	-	21,80,815	1,14,676	20,66,139
16	Generator	6,315	-	-	6,315	632	5,683
17	Gysers	16,259	6,000	-	22,259	1,677	20,582
18	Inverters	68,075	50,700	8,100	1,10,675	9,531	1,01,144
19	Kitchen Equipments	42,825	24,786	-	67,611	5,754	61,857
20	Office Equipments	11,055	-	-	11,055	1,106	9,949
21	Projector & Screen	1,02,683	36,900	-	1,39,583	11,087	1,28,496
22	Public Address System	1,19,832	-	-	1,19,832	11,983	1,07,849
23	Refrigerators	-	35,200	-	35,200	1,900	33,300
24	Solar Panel	-	2,83,500	-	2,83,500	9,398	2,74,102
25	UPS	1,162	47,275	-	48,437	2,353	46,084
26	Vehicles	9,27,881	-	-	9,27,881	1,39,134	7,88,747
27	Washing Machines	11,406	37,200	-	48,606	3,734	44,872
28	Water Coolers	13,604	-	-	13,604	1,360	12,244
29	Water Purifiers	81,339	44,600	-	1,25,939	10,431	1,15,508
	Total	4,93,16,639	4,39,37,873	8,100	9,32,46,412	19,60,364	9,12,86,048
	<i>Work in Progress including capital advances:</i>						
30	(a) Buildings	1,49,95,832	2,39,22,220	3,89,10,432	7,620	-	7,620
31	(b) ERP Development	12,65,756	3,56,878	16,22,634	-	-	-
	TOTAL:	6,55,78,227	6,82,16,971	4,05,41,166	9,32,54,032	19,60,364	9,12,93,668



Schedules Forming Part of The Balance Sheet for the year ending 31 March, 2018
(for FOREIGN CONTRIBUTION only)

Sch. IV : Net Current Assets	Current year	Previous year
	Amount (Rs.)	
(A) <u>Current Assets, Loans & Advances</u>		
Cash in Hand	1,59,177	1,12,359
Balance in Savings Bank Accounts	26,10,882	40,66,011
Fixed Deposit (including Interest Accrued)	4,47,04,508	4,82,29,306
Prepaid Expenses	88,913	1,02,267
Loans, Advances & Imprests	31,59,357	25,54,451
Security Deposits	1,14,370	99,370
Income tax deducted at source	10,39,592	7,30,993
	5,18,76,799	5,58,94,757
(B) <u>Less: Current Liabilities & Provisions</u>		
Duties & Taxes payable	2,72,523	1,16,609
Sundry Creditors	11,350	9,250
Fellowship payable	25,45,250	26,83,250
Expenses Payable	1,98,234	13,09,682
	30,27,357	41,18,791
NET CURRENT ASSETS (A-B)	4,88,49,442	5,17,75,966



Handwritten signature: Kunal Modi

**Schedules Forming Part of the Income & Expenditure A/c for the year ended on
March 31, 2018**
(For FOREIGN CONTRIBUTION only)

	Current Year	Previous year
Sch. V : Direct Programme Expenditure	Amount in Rs.	
Home Expenses including After Care	2,64,79,840	1,63,38,975
ITVT Expenses	17,74,281	26,26,998
Udayan Shalini Fellowship Expenses	2,10,69,861	1,66,19,804
Advocacy Programmes	8,15,022	2,62,935
Skill Development Centres	18,45,363	2,12,359
Total	5,19,84,367	3,60,61,071
Sch. VI : Programme Management Expenditure		
Communication Prog. Expenses	9,19,046	6,81,799
Fund Raising Prog. expenses	74,529	3,61,971
Volunteer management	25,072	-
Total	10,18,647	10,43,770
Sch. VII : Administrative Expenditure		
Salary, Honorarium, Stipend, Other Benefits & welfare	20,48,834	17,15,376
Electricity & Water	21,240	-
Communication expenses	8,821	7,451
Postage & Courier	1,362	-
Professional Charges	98,070	10,062
Insurance	30,835	-
Vehicle Running expenses	2,500	-
Repair & Maintenance	5,600	1,83,170
Travelling & Conveyance	15,330	-
Bank charges	8,718	18,461
Miscellaneous	32,703	623
TOTAL	22,74,013	19,35,143



RECEIPT AND PAYMENT ACCOUNT FOR THE YEAR ENDED ON MARCH 31, 2018
(for FOREIGN CONTRIBUTION only)

RECEIPTS	Amount in Rs.	PAYMENTS	Amount in Rs.
1 Opening Balances:		1 Payments	
[a] Cash Balance	1,12,359	[a] Net Addition in Fixed Assets	2,76,75,805
[b] Bank Balances	40,66,011	[b] <u>Expenditure:</u>	
[c] Fixed Deposits with Banks	4,82,29,306	i. Home Expenses	2,64,79,840
		ii. ITVT Program	17,74,281
		iii. Udayan Shalini fellowship	2,10,69,861
		iv. Advocacy	8,15,022
		v. Skill Development Centre	18,45,363
		vi. Programme Management	10,18,647
		vii. Administration	<u>22,74,013</u>
			5,52,77,027
2 Receipts		2 Increase in Net Current Assets	
[a] General Donations	2,52,660	(Other than Cash & Bank)	20,06,586
[b] Corpus Donations	95,20,038		
[c] Grants Received	6,68,88,327	3 Closing Balances:	
[d] Interest Received	32,53,260	[a] Cash in Hand	1,59,177
[e] Miscellaneous Receipts	1,12,024	[b] Bank Balances	26,10,882
		[c] Fixed Deposits with banks	4,47,04,508
TOTAL	13,24,33,985	TOTAL	13,24,33,985



Place: New Delhi
Date: December 26, 2018



for GUPTA & GUPTA
Chartered Accountants
(Firm Regn. No. 000681N)


(Niraj Gupta)
Partner
M. No. 016599

for UDAYAN CARE

 
(Dr. Kiran Modi) (G.P. Todi)
Managing Trustee Trustee

